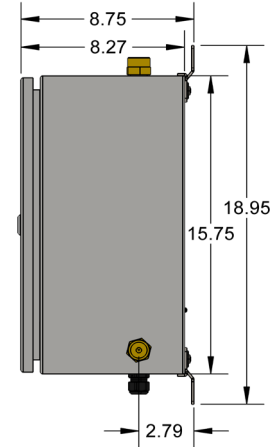
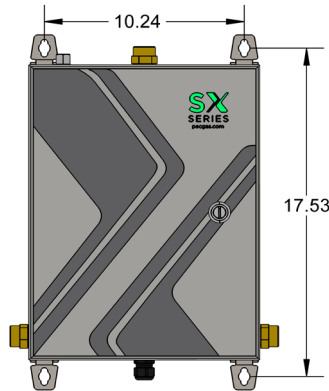
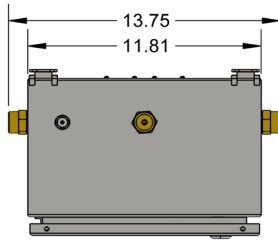




The **SX Series**® uses modern technology and industry leading UL / cUL certification to provide the specialty gas market with a comprehensive control system that brings focus to customers' needs. The X-Treme Manifold Control® provides real time alerts to any electronic device, and updates on gas status and historical usage online, on an easy-to-read dashboard. This dashboard is configured to be viewed on a mobile device, offering flexibility when using the system from a phone, tablet, or PC. Our complimentary service is new to the industry, and truly a comprehensive alternative to other telemetry options.



FEATURES

24/7 LEAK DETECTION

Will continuously monitor the reserve supply and provide leak indication lights and push a status alert if pressure is lost.

CYLINDER MANAGEMENT

Any cylinder type can be used. Select from high-pressure or low-pressure source, including three different relief valve settings.

INTERNATIONAL POWER INPUT

AC 85 – 264V 50/60Hz 0.7A Class II (Includes a 6' Power Cord with NEMA 5-15P plug).

FULL-AUTOMATIC CHANGEOVER & EASY RESET

Once in-use side is depleted, the reserve side will flow uninterrupted, and the system will automatically switch to the reserve supply maintaining the integrity of the delivery gas supply. Manifold will reset the empty bank automatically on cylinder changeout.

GAS PRIORITY CONTROL

Can select a side being the primary supply when using a low-pressure and high-pressure mixed cylinder configuration by prioritizing the left or right bank.

3000 PSI MAXIMUM INLET

AUTOMATIC ECONOMIZER

When low-pressure source is selected, the system will monitor and capture excess pressure on the reserve supply before reaching the programmed relief valve setting for each source.

DELAYED SWITCHOVER

In the event the in-use bank reaches the switchover point with low-pressure cylinders, the reserve side will flow uninterrupted for 20 minutes, before declaring an empty alert.

WIRELESS & LAN CONNECTIVITY

Connect to web-based telemetry using Wi-Fi network.

SERIAL 232/485 CONNECTION

Connect to Modbus or stream data using other protocols.

FLEXIBILITY

Uses individual low and high-pressure cylinders, and multi-cylinder packs interchangeably without modification.

WEATHERPROOF

Rated for IP65 location and can be placed outside in direct water spray or dusty conditions.

GAS STATUS LED'S

3-LED status indicators for each gas bank.

1- Economizer "ON" LED for each gas bank

1- "Leak Detected" LED for each gas bank

ACCURATE PRESSURE DISPLAY

Improved inlet pressure reading and switchover setting to 1-PSI increments.

SECURE CONTROLLER

Tamperproof user settings guarded by password protects the integrity of the controller from unauthorized use.

APPLICATIONS

When Continuous Flow with Auto Reset is required

Provides a continuous flow of gas. Once the In-Use bank is depleted the Reserve bank will flow uninterrupted.

Delivery Pressure

Models up to 400 psig delivery depending on gas type.

Lab Centers & Research Facilities

Perfect for small or large research centers who adhere need performance and reliability.

Typical Gas Use

Laser

EPA Protocol Gases

Emission Monitoring Systems

Research Sampling

Gas Chromatography

Incubators

Process Analyzer Gases

MATERIALS

Mechanical Enclosure

Steel enclosure with latch, Rated IP65

Controller Enclosure

Polycarbonate with lockable latches, Rated IP65

Regulators

Stainless-steel bar stock and stainless-steel encapsulated PTFE seat, 10 Micron Filter, 1 x 10⁻⁸ (Inboard)

Tubing

3/8" stainless steel tubing with 2-ferrule tube connections.

Solenoid Valves

Stainless-steel bar stock with 12VDC coil, stainless steel internal core, and Viton® seals.

Transducers

Stainless-Steel.

Shutoff valves

Stainless-steel diaphragm type valves conform to CGA V-9 and CGA V-1.

Cleaning

Meets CGA G-4.1, "Cleaning Equipment for Oxygen Service".

SYSTEM INCLUDES

UL cUL Listed:

SX Series® Gas Panel
X-Treme Manifold Control®

Cylinder Connections

Flexible stainless steel convoluted pigtailed with gas specific CGA connections on the supply end. Check valves are included with nut and nipple cylinders connections.

Pipeline Outlet Assembly

Includes pipeline relief safety relief valve set to either 200 or 500 psig depending on the final delivery pressure.

Headers

Expandable heavy wall stainless-steel. Rated 3000 PSIG working pressure

Shutoff Valves

Header master valves provide a layer of protection when replacing high-pressure cylinders

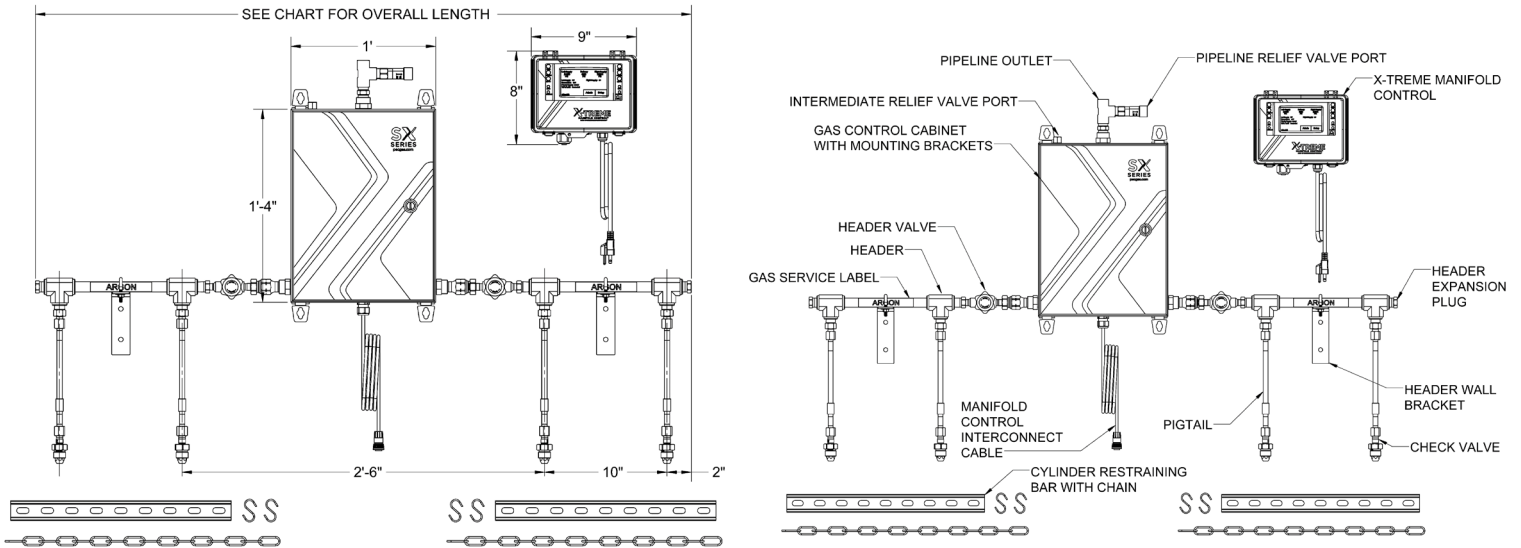
Mounting Hardware

Wall mounting brackets for gas panel, controller, and headers. Floor stand models include Mounting posts, post bases, header brackets with hardware

Cylinder Restraints and Chain

Cylinder restraints and chain will also be included for individual high-pressure gas sources.

Unistrut channel conforms to ASTM A1011 SS GR 33 E-Coat finish



UL cUL SERIES	GAS SERVICE	DELIVERY RANGE
SX-1S	Oxygen, Carbon Dioxide, Zero Air, Nitrogen, Argon, Helium, Carbon Monoxide, Nitrogen	5 - 200 PSIG

NUMBER OF CYLINDERS & OVERALL LENGTH						
Header Type	2	4	6	8	10	12
Standard	2' - 4"	4' - 6"	6' - 2"	7' - 10"	9' - 0"	10' - 8"
Close Space	2' - 0"	4' - 0"	4' - 0"	4' - 10"	5' - 8"	6' - 6"